











Summer Term 2 Year R Home Learning

Topic: Pirates and the Sea

Maths Choose 4 to complete	Topic Choose 4 to complete and 1 to talk about at school for show and tell
<p>1. Practice adding and taking away using objects. Record in a number sentence using clear number formation.</p> 	<p>1. Draw a picture of the special things that you would put in your treasure chest. Why did you choose these things?</p> 
<p>2. Use a group of objects (e.g. pens, sweets). Can you share these between two people? How many in each group?</p> 	<p>2. Design your own pirate character. What is their name? What do they look like?</p> 
<p>3. Can you find the total of two coins?</p> 	<p>3. Practise different ways of balancing for when you walk the plank! Jump and land safely and appropriately in different ways.</p> 
<p>4. Hide some treasure for your parents / carers to find. Use positional language to describe where you have hidden it, e.g. it is underneath a table and behind the chair.</p> 	<p>3. Make a pirate's treasure chest.</p> 


5. Can you make a bridge for the pirates to cross from one island to another? How long does your bridge need to be? Can you measure it? How will you build it?



4. Write your own message in a bottle.



6. Find a hoard of treasure e.g. beads, necklaces etc. Can you weigh it using scales? Which is the heaviest/lightest?



5. Make a map and write directions to find the pirate treasure



7. Go on a number hunt. What is the biggest number you can find?



6. Make a pirate ship out of any materials of your choice. Did you use any 3D shapes?

